

# God Spares the Israelites at Passover

**The Exodus**  
Exodus 11–12:42

Bible Point

**God takes care of us...when we need rescuing.**

## Purpose

Remembering is important. It's why we keep photo albums from childhood and why we celebrate holidays. God asked the Israelites to remember how he rescued them from Egypt and to celebrate Passover year after year.

Recalling God's faithfulness in the past can bring light and hope to the present. We might look around our homes, our neighborhoods, and our world and wonder how—and maybe even if—God is at work. Remembering his faithful care in the past gives us a future hope to hold on to and a message to share with children today.

Elementary kids remember a lot! They might remind you when you forget to collect the offering or mark attendance. Through this lesson, together you'll remember God's faithfulness to the Israelites and his love for us through Jesus.



## Prayer

God, I pause to remember all you've done—for your people, for the kids in my class, and for me. Thanks for sending Jesus to rescue us from sin and be our forever friend. In Jesus' name, amen.

## Prep

Opening Options	Sing & Play	Bible Discovery & Friendship Finale	Apply-It Options
<input type="checkbox"/> Option Cards* <input type="checkbox"/> <i>Cup Houses</i> : disposable cups, large index cards, markers <input type="checkbox"/> <i>Play Dough Dinner</i> : play dough, plastic knives	<input type="checkbox"/> countdown video* <input type="checkbox"/> <i>Music Video</i> DVD* <input type="checkbox"/> <i>Buddy Video</i> DVD* <input type="checkbox"/> Tina Termite Bible Memory Buddy poster* <input type="checkbox"/> media player <input type="checkbox"/> Bible (bookmark Romans 8:31)	<input type="checkbox"/> "God Spares the Israelites at Passover" Bible Story poster* <input type="checkbox"/> Tina Termite Bible Memory Buddy stickers* (1 per child) <input type="checkbox"/> Take-It-Home Flyers* (Unit 2, Week 3) (1 per child) <input type="checkbox"/> Bible (bookmark Exodus 11:1; 12:11, 12-13, 41-42) <input type="checkbox"/> blankets (1 per Crew) <input type="checkbox"/> crackers ( <i>optional</i> ) <input type="checkbox"/> masking tape or painter's tape <input type="checkbox"/> pens <input type="checkbox"/> media player and quiet praise music ( <i>optional</i> )	<input type="checkbox"/> <i>Explore More</i> : Bibles <input type="checkbox"/> <i>Game</i> : no supplies

\* in your **Simply Loved Kit**



# Opening Options

Set up one—or both—of these intro activities to start your time together. Each activity connects kids to the Bible Point and to each other. Cut apart these Option Cards, and place one by each activity you choose. Crew Guides will follow the directions and build friendships with kids as they make discoveries together!



## Cup Houses

### Supplies

- disposable cups, large index cards, markers

**?** What is your home like?

**God takes care of us** by giving us a place to live. In our Bible story, we'll discover how God took care of the Israelites in their homes one night.

## Play Dough Dinner

### Supplies

- play dough, plastic knives

Create a pretend dinner plate! Flatten play dough, then carve some of your favorite foods.

**?** What's your favorite restaurant, and what do you order when you go there?

**God takes care of us.** He provides food for us to eat. In our Bible story today, we'll hear about a special meal the Israelites ate the night God rescued them from Egypt.

# Opening

Now's a great time for Opening Options! Choose one—or both—to introduce today's Bible discoveries.



countdown video (1 minute)

Help kids transition, clean up the activities, and sit with Connect Crews. A Connect Crew is a small group of kids with one Crew Guide.

## Sing & Play

Hi, everyone! It's good to see you today. Let's start by praising God with a song.



"Doxology" music video

### Bible Point

Today we're discovering **God takes care of us**. That's our Bible Point today, so every time you hear someone say, "**God takes care of us**," you'll respond in a certain way. Do what I do!

- Cup your hands together like you're holding something in your hands and say "Amen!"
- Repeat several times.

Repetition cements learning, so be sure to say today's Bible Point A LOT. Have fun with it! Kids will love listening for it and responding with "Amen!"

The word *amen* means "so be it." We say that at the end of our prayers as a way to tell God that we trust him—no matter what. Let's sing another song to celebrate that God is good all the time.



"God Is Good" music video

### Supplies

- Bible
- media player
- *Music Video* DVD
  - "Doxology" music video
  - "God Is Good" music video
  - "Rescue Me" music video
- *Buddy Video* DVD
  - Tina Termite Bible Memory Buddy video (Week 3)
- Tina Termite Bible Memory Buddy poster





## Bible Memory Buddy & Verse

God is good, and **God takes care of us.** (*Amen!*) Let's meet our Bible Memory Buddy. It's Tina Termite. Show the Bible Memory Buddy poster. **How much do you know about termites? Let's find out with a This-or-That Challenge! You'll hear two fun facts about termites. It's up to you to decide which is true—this fact or that!**

- ❓ **How do termites tell their friends where to find food? Do they make a buzzing sound or leave a scented trail?**
  - Have everyone make buzzing sounds to vote for *this* (buzz) or sniff to vote for *that* (a scented trail).
  - Make a drumroll sound by patting your thighs or the floor.
  - Dramatically give the answer: **They leave a scented trail!**
  - Watch the Bible Memory Buddy video to see Tina Termite.



**Tina Termite Bible Memory Buddy video (Week 3)**



Show the Bible. **The Bible is God's true story of love. The Bible was originally written in three languages. Today, it's in hundreds of languages so people around the world can understand it. Our Bible Memory Verse is from the New Testament, and it's found in Romans 8:31. Let's say the verse together. I'll say a line, and then you repeat after me.**

**"If God** (*hold hands heavenward*)  
**is for us,** (*point both thumbs at chest*)  
**who** (*palms up, shrug*)  
**can ever be against us?"** (*push palms out from body*)  
 (Romans 8:31)

**God is for us, and God takes care of us.** (*Amen!*) Let's ask God to help us with a song.



**"Rescue Me" music video**

# Bible Discovery

## Circle Up & Connect

Let's circle up and spend a little time simply getting to know each other in smaller groups called **Connect Crews**.

- Arrange kids into Connect Crews, with one helper—or Crew Guide—per group.
- Invite kids to sit in knee-to-knee circles with their Connect Crews.
- Have kids give their Crew Guides and each other fist bumps.
- Have kids take turns saying their names and answering this question. Crew Guides go first.
- ❓ **Imagine you're planning a special meal to celebrate your birthday. What food would you want to eat?**

## Experience the Bible Story

In today's Bible story, we'll hear about a special meal God told his people to eat before he rescued them from Egypt. We call this celebration *Passover*. Today, some people still eat this special meal to celebrate and remember how God took care of the Israelites back then and how **God still takes care of us today**. (*Amen!*)

Instead of simply telling you this amazing story from the book of Exodus in the Bible, I'm inviting you all to turn on your imaginations and play a special part. First, each of our Connect Crew families needs an imaginary home.

Give each Crew a blanket to sit on. Pretend these blankets are your homes. Imagine you're in the land of Egypt back in Bible times. Your Crew is an Israelite family, and you're all in your homes ready to eat dinner. Your homes are quite simple—nothing fancy. Together as a Crew family, use your imaginations and decide what your home is like. Talk about these questions together.

- ❓ **Where is the kitchen? What do you see in the kitchen?**
- ❓ **Where do people sleep?**
- ❓ **Where is the door to your house?**
- Give Crews a few minutes to imagine and discuss.

Okay, Israelite families. You've had a hard day of work. You're tired. Let's all look really exhausted. Pause. Crew Guides, give each of your family members a light comforting squeeze on the shoulder and say, "Welcome home." You're so glad to be together after a long day. Pause.

## Supplies

- Bible
- "God Spares the Israelites at Passover" Bible Story poster
- blankets (1 per Crew)
- crackers ❗ (optional) (1 per child)
- masking tape or painter's tape
- pens
- media player and quiet praise music (optional)
- ❗ *Allergy alert! Check for food allergies or limitations before serving.*

We call helpers Crew Guides. If you lead a small class, you can be the Crew Guide. Simply circle up with the kids. If you have helpers, form smaller groups so each child can be known—and so kids can befriend your helpers, too!

We have a lot to think and talk about with our families. Shocking and terrible things have happened here in Egypt lately. The Bible calls them plagues, and so far, nine plagues have caused a lot of pain. Count them on your fingers as I recap what's happened.

God sent frogs and gnats, flies and locusts. Pause as you count on your fingers. Hail and darkness. Pause and count. Gross drinking water, dying cattle, and painful sores on the Egyptian people's skin. Pause. Yuck.

It was terrible...for the Egyptians, that is. But we, God's people, have been okay. The bad things that happened to the Egyptians in their homes haven't happened to us in our homes. God has taken care of us and kept us safe. Let's all take a deep breath and let it out like we're relieved to be okay. Pause.

Let's talk in our families for a moment. It's almost nighttime now, so let's use quiet voices as we talk about something serious.

- Have Crews form knee-to-knee circles while sitting on their blankets.
- ❓ **Tell about a time sad or frightening things were happening all around you but you were okay.** Share an example from your own life to begin and set the tone for Crews' conversations. Maybe a hailstorm damaged homes in your neighborhood but yours was okay, or most of the kids in your class got sick but you stayed healthy.
- Give Crews a few minutes to talk.

In Egypt, the terrible plagues didn't just appear out of nowhere. God, in his power, sent them on purpose. He saw us Israelites suffering. God has a plan to rescue us, and no kingdom or pharaoh can ever stand in God's way. **God takes care of us**, (Amen!) and nothing will stop him.

God keeps speaking to Pharaoh through Moses. Moses is an Israelite, too, and he's our leader. Let's read what God told Moses.



Read aloud Exodus 11:1.

One more plague, and then we Israelites will be free! We'll have to leave these homes, but we know that **God takes care of us**. (Amen!) God will lead us to new homes, where we'll be free!

We'll be able to leave our homes when we want to. Everyone, step off your blankets. Pause. And we'll come back when we want to. Everyone, sit back down on your blankets. Pause. We won't have to work and work and work with no payment. Just thinking of that day fills me with high-fiving hope! Go ahead and give a family member a high-five. Pause.

Israelites, how are we feeling? Maybe nervous? Excited? Hungry? It's dinnertime, after all. Do I hear any stomachs growling? What do you want for dinner? Invite food ideas from the whole group.

God told Moses what we should eat for dinner tonight. Here's what's on the menu: roasted lamb, bitter salad, and bread made without yeast. Yeast is the ingredient that makes bread rise, and there wasn't going to be time to make

Welcome a few responses. Be sure to summarize what kids say so everyone can hear.




that kind of bread. So bread without yeast is kind of like a cracker.

Now the meat in our meal came from a lamb. In addition to telling us to eat it, God said to do something with the lamb's blood, and it's a bit unusual. Moses said that God told us to put some of the lamb's blood on the doorpost of our home—the outside part, like this. Show the Bible Story poster.


Israelites, how do we feel about these instructions? Echo these possible reactions after me. Place your hand behind your ear like you can't believe what you're hearing. "Say what?!?" Pause. Hold your stomach and look disgusted. "Gross!" Pause. Clasp your hands together and close your eyes. "Okay God. I trust you. Please take care of me. Amen." Pause.

Let's read God's instructions to Israelite families in their homes. First, he told them how to eat their meal. As I read, act out in your families what I say.

 Read aloud Exodus 12:11, pausing to give Crews time to act out the verse.

**We've got to eat fast! Quick, gobble up some unleavened, cracker-like bread.**


**Let's keep reading and see what God will do. It's very serious. So before I start, let's take another deep breath.** Pause, then whisper. **Listen carefully.**

 Read aloud Exodus 12:12-13, reading slowly and with compassion.

God told Moses and the Israelites what he was going to do...and that's what happened. That night, at midnight, boys in the Egyptians' homes died. But everyone in the Israelite homes was passed over and kept safe. The blood on each door was like a shield that protected everyone inside.

Enough was enough for Pharaoh. He told Moses and all the Israelites to get out of Egypt. Let's go! Move to another area of your room as if you're stepping away from the scene of your story. Have everyone gather near a wall with no decoration. The Israelite families had followed God's instructions, so they were ready to go. Since Egyptians were so ready to get them out of their land, they gave them expensive stuff like fancy clothing, gold, and silver. God's people were free, and they had what they needed to start a new life.

That's what happened on the very first Passover. God told his people to celebrate his care for them every year.

 Read aloud Exodus 12:41-42.



Pretend to eat, or, if you'd like, give each Connect Crew some crackers to eat. Be mindful of allergies when choosing crackers and distributing them to children.



## The Heart of the Matter

**God takes care of us.** (*Amen!*) He rescued his people from Egypt, and he rescued us from sin when he sent his Son, Jesus, to die on a cross. Let's use this tape to make a cross on the wall. Ask for a few kids to help you tear tape and make a cross shape.

For the Israelites, the blood on their doorposts was a like a shield that protected everyone inside from death. For us today, Jesus' blood protects us from death, too: spiritual death. But through Jesus, we can have a close friendship with God forever. God hasn't just rescued *you and me* from sin; he's welcomed all people into his family. People in our church, people in our neighborhoods, people in faraway countries...people *everywhere* are rescued by Jesus. We can *all* be God's people now!

God's family is big! Let's write on this cross the names of people God has rescued. When it's your turn, write your name and the name of someone you know who lives in a different place than you. After you've written, go somewhere in our room where you have some space to yourself, and silently pray and talk with Jesus about the person whose name you wrote.

Play a quiet praise song as kids write names on the tape cross.

Point to the cross. **Look at all these names! God takes care of us.** (*Amen!*) **When we need rescuing, God does something about it. He took care of the Israelites in Egypt, and he's still with us and taking care of us today.**

Now's a great time for Apply-It Options. Choose one—or both—of the following reinforcement activities to support today's Bible discoveries before the Friendship Finale.



# Apply-It Options

Choose one—or both—of these activities to support kids' learning after Bible Discovery.

## Explore More

### Supplies

- Bibles

**God rescues people who believe in Jesus—like us! Let's read about it in the New Testament of the Bible.**



Distribute Bibles, and help kids find and read Colossians 1:13-14.

### ? Why are people sometimes afraid of the dark?

**When people struggle or are hurting, they might say they're going through a dark time. And it's hard to see what God is doing.**

Turn off the lights in your space. Make it as dark as possible by closing window blinds or curtains, too.

### ? Now look around and tell me who's wearing green today. Ask about a few other colors, too.

Turn on the lights again. **It's hard to see clearly in the dark. But people who are wearing those colors haven't disappeared; they're still there.**

### ? How is not seeing our friends in this room like not recognizing God at work during dark times in our lives?

**Even during dark times, God is with us. God takes care of us. (Amen!) He might not make darkness disappear, but he's given us Jesus, our rescuer and our forever friend.**



## Game

**God took care of the Israelites and rescued them when they were stuck in Egypt. Let's play a tag game where we'll rescue our friends when they're stuck.**

- Play a version of Freeze Tag.
- Choose a child to be the "Tagger." If you have a large group, choose several Taggers.
- If tagged, kids must stand in that spot where they're tagged with their feet apart.
- Kids can rescue friends by crawling between their legs to set them free.
- Play for a few minutes, then choose new Taggers.

### ? Who has taken care of you when you felt stuck and needed help?

**God takes care of us. (Amen!) When we were stuck in sin, God loved us and sent his Son, Jesus, to rescue us and be our forever friend. When we're friends with Jesus, we can look for ways to help and take care of others.**



## Supplies

- Tina Termite Bible Memory Buddy stickers (1 per child)
- Take-It-Home Flyers (Unit 2, Week 3) (1 per child)

# Friendship Finale



Invite kids to sit in knee-to-knee circles with their Connect Crews.

**Our Bible Memory Buddy Tina Termite helps us remember **God takes care of us.** (Amen!) You'll each receive a Tina Termite sticker to help you remember God's love and care throughout your week. You can wear your sticker or put it someplace that's special to you. Crew Guides will give each person a sticker like this.**

- Demonstrate the following actions with a Connect Crew.
- Have Crews stand in a circle with the Crew Guide in the center. Crew Guides will go around the circle and place a hand on each child's shoulder as they give that child a sticker.
- As they give each child a Bible Memory Buddy sticker, Crew Guides pray, "God, please take care of [child's name]."
- Crew Guides give thumbs-up when everyone has received a sticker.

**Saying each child's name in a loving way helps kids simply experience God's love through you!**

**I'd like to read you something about our friend Jesus.** Shield your eyes with your hand as if you're looking into the distance. **As you listen, close your eyes and imagine you're standing on top of a tall mountain looking out over the world below.**

- Read the first section of the Unit 2, Week 3 Take-It-Home Flyer.
- **Now I'll give you one of these flyers to help you talk about Jesus' love in your Connect Crews *and* at home, too.**
- Distribute Take-It-Home Flyers to Crew Guides, and have them share about their own friendship with Jesus as they discuss the "Talk Starter" question with their Crews.
- Kids share prayer requests—things they'd like to tell Jesus—in their Connect Crews.
- Connect Crews pray together.
- Crew Guides distribute Take-It-Home Flyers and follow the directions to help kids fold the paper to "fly" home. 🌈

