

Jacob and Esau Make Peace

God Has a Plan

Genesis 32:3-12, 22-32; 33:1-11

Bible Point

We can trust God...to help us get along.

Purpose

You know that feeling. Your stomach does flip-flops. Your mind races through different scenarios. You feel nervous and worried, but there's no avoiding it: You're about to face conflict head on.

Perhaps Jacob felt that way when he prepared to face Esau after years of avoidance. Confrontation isn't fun, but when we trust God, we don't face fears alone. He's with us, and he's still at work.

Elementary kids get caught in confrontations, too. A teacher may confront their behavior. A friend may tell them about their hurt feelings. These conversations can lead to conflict, or they can bring about peace. In this lesson, you'll help kids trust God when they come face to face with confrontation, and you'll give them a friendship they can always hold on to—with Jesus!



Prayer

God, give me wisdom to know how to respond when kids in my class don't get along. Help me share your peace with kids today. I trust you. In Jesus' name, amen.


Prep

Opening Options	Sing & Play	Bible Discovery & Friendship Finale	Apply-It Options
<ul style="list-style-type: none"> <input type="checkbox"/> Option Cards* <input type="checkbox"/> <i>Painted Handprint</i>: gallon-size resealable bags, washable paint in various colors, masking tape <input type="checkbox"/> <i>Craft Stick Boom</i>: craft sticks 	<ul style="list-style-type: none"> <input type="checkbox"/> countdown video* <input type="checkbox"/> <i>Buddy Video</i> DVD* <input type="checkbox"/> <i>Music Video</i> DVD* <input type="checkbox"/> Rae Bible Memory Buddy poster* <input type="checkbox"/> media player <input type="checkbox"/> Bible (bookmark Psalm 33:4) 	<ul style="list-style-type: none"> <input type="checkbox"/> "Jacob and Esau Make Peace" Bible Story poster* <input type="checkbox"/> Rae Bible Memory Buddy stickers* (1 per child) <input type="checkbox"/> Take-It-Home Flyers* (Unit 2, Week 4) (1 per child) <input type="checkbox"/> Bible (bookmark Genesis 32:3-5, 9-12, 24-28) <input type="checkbox"/> balloons (1 per Crew) <input type="checkbox"/> clear tape (1 roll per Crew) <input type="checkbox"/> straight pins or thumbtacks (several per Crew) 	<ul style="list-style-type: none"> <input type="checkbox"/> <i>Explore More</i>: Bibles <input type="checkbox"/> <i>Game</i>: no supplies

* in your **Simply Loved Kit**

Opening Options

Set up one—or both—of these intro activities to start your time together. Each activity connects kids to the Bible Point and to each other. Cut apart these Option Cards, and place one by each activity you choose. Crew Guides will follow the directions and build friendships with kids as they make discoveries together!



Painted Handprint

Supplies

- gallon-size resealable bags, washable paint in various colors, masking tape

Squeeze two blobs of different-colored paint into opposite corners of the bag. Seal the bag, then tape sides to a table.

Use your open palm to mix the colors together. Then make handprints in the paint.

? Would you rather give someone a high-five or a fist bump? Why?

In our Bible story today, a younger brother expected his big brother to give him a not-so-friendly fist bump. But that's not what happened. **We can trust God** to bring peace.

Craft Stick Boom

Supplies

- craft sticks

Follow the photos to make an exploding boomerang. Tip: Place the first three sticks over the edge of a table to help you move the other sticks into place.

Once it's put together, step away from people and throw the boomerang. Try to make it explode when it hits the ground.

? When have you seen something explode?

Today we'll hear about two brothers who had an argument. The younger one thought his brother would explode with anger when they saw each other again. **We can trust God** to bring peace to explosive situations.

Opening

Now's a great time for Opening Options. Choose one—or both—to introduce today's Bible discoveries.



countdown video (1 minute)

Help kids transition, clean up the activities, and sit with Connect Crews. A Connect Crew is a small group of kids with one Crew Guide.

Sing & Play

Hi, friends. Are you ready for some fun? Let's start with a song!



"To God Be the Glory" music video

Bible Point

We can trust God. That's our Bible Point! Every time you hear the words "We can trust God!" point up and say, "Trust God!" Let's try that together.

- Point up and say, "Trust God!"
- Repeat several times.

Repetition cements learning, so be sure to say today's Bible Point A LOT. Have fun with it! Kids will love listening for it and responding with "Trust God!"

It's easy to trust God when things are good. But what about when life *isn't* so good? Like when people argue or don't want to be our friends? Even when things aren't going well, **we can trust God.** (*Trust God!*) His love will never go away. Let's sing about that!




"One Thing Remains (Your Love Never Fails)" music video

Supplies

- Bible
- media player
- *Buddy Video* DVD
 - Rae Bible Memory Buddy video (Week 4)
- *Music Video* DVD
 - "To God Be the Glory" music video
 - "One Thing Remains (Your Love Never Fails)" music video
 - "We Can Trust Him" (Psalm 33:4) music video
- Rae Bible Memory Buddy poster





Bible Memory Buddy & Verse

Rae the giant manta ray is our Bible Memory Buddy. Show the Bible Memory Buddy poster. **How much do you know about giant manta rays? Let's find out with a This-or-That Challenge! You'll hear two fun facts. It's up to you to decide which is true—this fact or that!**

- ❓ **How fast can manta rays swim? 15 mph or 25 mph?**
- Have everyone march in place to vote for *this* (15 mph) or run in place to vote for *that* (25 mph).
 - Make a drumroll sound by patting your thighs or the floor.
 - Dramatically give the answer: **It's 15 mph!**
 - Watch the Rae Bible Buddy video to find out more.



Rae Bible Memory Buddy video (Week 4)



Show the Bible. **The Bible is God's true story of love! Every part of the Bible is there for a reason, showing us God's loving plan for us. Our Bible Memory Verse is Psalm 33:4. Let's say the verse together. I'll say a line, and then you repeat after me.**

"For the word of the Lord (*cup hands around mouth*)
holds true, (*give thumbs-up*)
and we can trust (*pretend to grab on to something with both hands*)
everything he does." (*spread hands in front of you*)
(Psalm 33:4)

We can trust God. (*Trust God!*) **Let's sing about that!**



"We Can Trust Him" (Psalm 33:4) music video

Bible Discovery

Circle Up & Connect

Let's circle up and spend a little time simply getting to know each other in smaller groups called Connect Crews.

- Arrange kids into Connect Crews, with one helper—or Crew Guide—per group.
 - Invite kids to sit in knee-to-knee circles with their Connect Crews.
 - Have kids come up with special handshakes to give their Crew Guides and each other.
 - Have everyone take turns saying their names and answering this question. Crew Guides go first.
- ❓ **If you could give yourself a new name, what would it be? Why?**

Experience the Bible Story

Instead of just listening to our Bible story, you'll help me tell it and play an important part!

- Ask for two willing people to play the roles of Jacob and Esau. Explain that half the room will follow Jacob's actions, and half will follow Esau's actions. So kids will always do what their leaders, Jacob and Esau, do.
- Say that throughout the Bible story, you'll freeze the action and kids will all pretend they're on a jury, deciding what happens to these two characters.
- Place Esau on one side of you and Jacob on the other. Kids on the Jacob half of the room will follow his actions, and kids on the Esau half will do the same.

This trial has officially started. Standing in front of you are Jacob and Esau. Their story is found in the Bible book of Genesis.

Esau is accusing Jacob of being a terrible brother. Like, the world's *worst* brother. You'll decide if that's true.

Here's what you need to know: While they don't look a lot alike, Jacob and Esau are twins.

Esau, raise your hand. Pause.

Esau is an outdoorsy, take-a-bath-once-a-month sort of guy. See how he's stroking his shaggy, red beard? Pause while Esau and the kids on his side stroke imaginary beards. **He can't wait to get out of this courtroom to go hunt with his bow.** Pause. **And catch fish with his bare hands.** Pause. **And hike up and down mountains.** Pause. **Jury, let's give Esau a round of applause.** Pause.

Jacob, raise your hand. Pause.

Supplies

- "Jacob and Esau Make Peace" Bible Story poster
- balloons 🚫 (1 per Crew)
- clear tape (1 roll per Crew)
- straight pins or thumbtacks (several per Crew)

🚫 **Balloon warning:** To avoid choking hazards, be sure to pick up pieces of any broken balloons promptly.

We call helpers Crew Guides. If you lead a small class, you can be the Crew Guide. Simply circle up with the kids. If you have helpers, form smaller groups so each child can be known—and so kids can befriend your helpers, too!

Jacob's a little different. He's classier than his brother. See how he's slicking back his hair? Pause while Jacob and the kids on his side slick back their hair. **He's the sly brother, the one always figuring out how to get ahead.**

But is he really the worst brother in the world?

Once, Jacob pretended to *be* his brother to trick their dad into giving him a blessing meant for Esau. If that's a worst brother thing to do, give a thumbs-down. Pause. **If you think it's okay, give a thumbs-up.** Pause.

Jacob skipped town and lived far away for a while. If running away instead of taking your punishment is a worst-sort-of-brother thing to do, give a thumbs-down. Pause. **If running away is okay by you, give a thumbs-up.** Pause.

Looks like Jacob was an awful brother, all right. Time to punish him. Except... wait...something's happening! Jacob is taking one step toward Esau. Pause. **That's because after 20 years, Jacob is trusting God and moving back home. He's bringing his family and his herds of sheep with him. Let's read about it.**



Read aloud Genesis 32:3-5.

Jacob's taking another step toward Esau. He's feeling pretty nervous. Pause. **A messenger told him Esau was coming toward him with *400 men*. Jacob is so nervous he's shaking.** Pause. **He's so scared his teeth are chattering.** Pause. **But Jacob is trusting God no matter what! Let's read what he prayed.**



Read aloud Genesis 32:9-12.

Jacob trusted God. He was holding on to the promise God had made to his family. Jury, what do you think? Is that a good move or a bad one? Thumbs up or down? Pause.

The next part of the story is a little unexpected. Jacob was camped out by himself, trying to get some sleep before meeting up with his brother. Pause while Jacobs pretend to sleep. **Have you ever tried to go to sleep, but your stomach was too tied up in knots? Like your brain was wrestling with what to do? Jury, give a thumbs-up if that's ever happened to you.** Pause.

Well, the Bible says Jacob *actually* wrestled. With a man sent from God. Perhaps it *was* God. Whoa. Check this out.



Read aloud Genesis 32:24-28.

This random wrestling match gave Jacob a bad hip and a new name. *Israel* is a name that shows up again and again in the Bible. Jacob's family would be known as the "Israelites," God's special people. They'd need to trust and hold on to God—even when it was a struggle. Let's circle up and talk in our Crews.

? **When have you or your family had to hold on to God during a tough time?**

- Invite Crew Guides to share first.
- Give Connect Crews several minutes to talk.

- Pray briefly as a whole group, thanking God we can trust and hold on to him, no matter what.

Okay, let's get back to the trial. Jacob and Esau, take your places on either side of the room, please. It's morning, and Jacob is walking toward Esau. Pause.

Esau sees Jacob coming and slowly heads out to meet him. Pause. What's going to happen now? There could be trouble! What if Esau won't forgive Jacob?

- ❓ Have you ever been afraid someone wouldn't forgive you? What was that like? Shout out words to describe how you felt. Pause.

Closer and closer they get to one another. Pause. Step by step. Pause. Inch by inch. Pause. Then, they're about an arm's length apart, and Jacob bows to Esau. Pause. Jacob gives gifts to Esau. Pause.

And Esau—the angry big brother—does something amazing: He makes peace with Jacob! Esau gives Jacob a hug. Pause.

Show the Bible Story poster. **Nobody saw *that* coming! And it means that even if Jacob *was* a horrible brother, God had a plan to make peace. Esau didn't tackle Jacob or hurt him. He hugged him instead. Looks like there's no need for us to judge Jacob, so—court dismissed!**

Applaud your actors as they return to their seats.



The Heart of the Matter

Hold up a pin and a balloon that's halfway inflated; don't overinflate the balloon.

- ❓ What do you expect to happen when these two things meet? Welcome a few responses.
- Let's see what happens, but we'll add one more step.
- Give each Crew Guide a balloon, clear tape, and some pins or thumbtacks.
- Have Crew Guides blow up the balloons a little bit and then tie them off.
- Have kids take turns putting pieces of tape onto the inflated balloons.
- Have Crew Guides gently hold the balloons and insert pins through the tape and into the balloons. If you have older kids, they may carefully insert pins as Crew Guides hold the balloons.
- ❓ What happened when the tape came between the balloon and the pin?
- ❓ How does our friendship with God help us when we have conflicts with other people?

Jacob was nervous because he expected an angry reaction from Esau. He was surprised when there was peace instead. **We can trust God** (*Trust God!*) to help us make peace.



Now's a great time for Apply-It Options. Choose one—or both—of the following reinforcement activities to support today's Bible discoveries before the Friendship Finale.


Apply-It Options

Choose one—or both—of these activities to support kids' learning after Bible Discovery.

Explore More

Supplies

- Bibles

 Distribute Bibles, and help kids find and read Philippians 4:6-7.

- ❓ **How does our friendship with Jesus help when we're worried or anxious?**
- ❓ **Think of a time you had to face a friend who you were upset with or who was upset with you. How could these verses help you in those situations?**

Pause for a few moments to tell God about a current situation and ask for his help.

Talking to God helps us when we are worried about making things right with a friend. We can trust God (*Trust God!*) to help us make peace.



Game

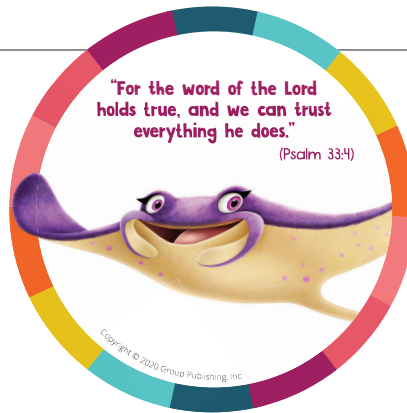
Play a game like Rock, Paper, Scissors.

- Play this game in Connect Crews.
- Have each Connect Crew form a line.
- Choose two kids to square off and go first. They'll face each other and, on the count of three, make the hand motion for rock (fist), paper (flat hand), or scissors (two fingers out).
- Rock wins over scissors, scissors wins over paper, and paper wins over rock.
- The "winner" faces off with the next child, while the other child goes to the end of the line.
- Kids will keep rotating through their lines. Play for about five minutes.
- ❓ **How was facing off with people in our game like or unlike Jacob and Esau's face-off?**

When facing off with Esau, Jacob didn't know what was going to happen. He was prepared for the worst. Instead of a fist, he received a hug. Sometimes we have difficult confrontations with people, too. When we do, we can trust God. (*Trust God!*)



Friendship Finale



Have everyone sit in knee-to-knee circles with their Connect Crews.

Our Bible Memory Buddy friend Rae reminds us we can trust God. (Trust God!) You'll each receive a Rae sticker to help you remember to trust God throughout your week. You can wear it or keep it! Crew Guides will give each child a sticker like this.

- Ask a willing child to help you demonstrate the following actions.
- Have Crew Guides stand face to face with each person in their Crew.
- As they give each child a Bible Memory Buddy sticker, Crew Guides say, "[Child's name], **you can trust God.**"
- Crew Guides give thumbs-up when everyone has received a sticker.

Saying each child's name in a loving way helps kids simply experience God's love through you!

Do you remember when you were younger and you didn't want to let go of a parent or family member? Maybe you were being dropped off for preschool or you had to go to the doctor and get stitches. Close your eyes, make a fist, and imagine holding on tightly to that person's hand. Pause. Jesus is also a friend we can hold on to. Keep holding on with your eyes closed as I read about our friend Jesus.

- Read the first section of the Unit 2 Week 4 Take-It-Home Flyer.
- **Now I'll you one of these flyers to help you talk about Jesus' love in your Connect Crews and at home, too.**
- Distribute Take-It-Home Flyers to Crew Guides, and have them share about their own friendship with Jesus as they answer the "Talk Starter" question and then invite kids to talk.
- Kids share prayer requests—things they'd like to tell Jesus—in their Connect Crews.
- Connect Crews pray together.
- Crew Guides distribute Take-It-Home Flyers and follow the directions to help kids fold the paper to "fly" home. 🦋

Supplies

- Rae Bible Memory Buddy stickers (1 per child)
- Take-It-Home Flyers (Unit 2, Week 4) (1 per child)

